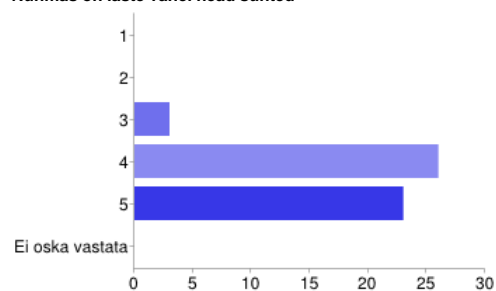


52 Vastust

Summary

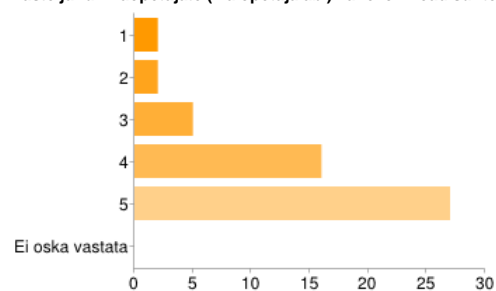
Suhted lasteaia

Rühmas on laste vahel head suhted



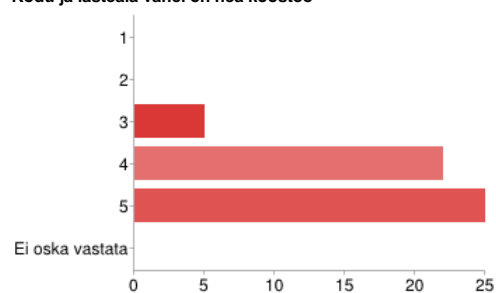
1	0	0%
2	0	0%
3	3	6%
4	26	50%
5	23	44%
Ei oska vastata	0	0%

Laste ja rühmaõpetajate (k.a õpetaja abi) vahel on head suhted



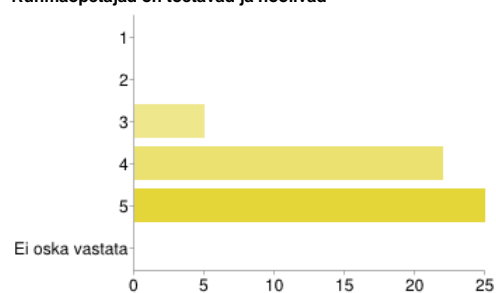
1	2	4%
2	2	4%
3	5	10%
4	16	31%
5	27	52%
Ei oska vastata	0	0%

Kodu ja lasteaia vahel on hea koostöö



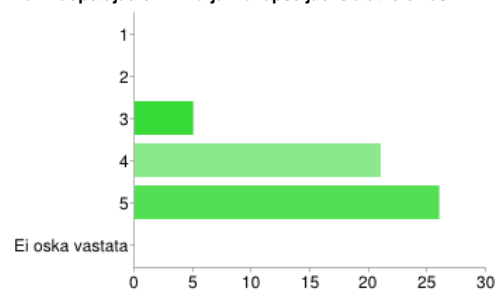
1	0	0%
2	0	0%
3	5	10%
4	22	42%
5	25	48%
Ei oska vastata	0	0%

Rühmaõpetajad on toetavad ja hoolivad



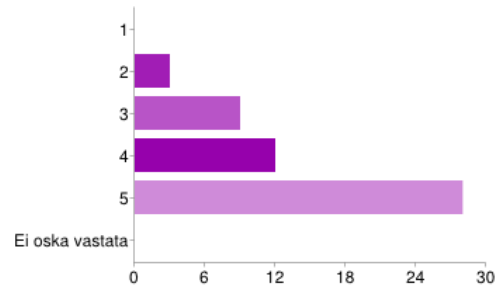
1	0	0%
2	0	0%
3	5	10%
4	22	42%
5	25	48%
Ei oska vastata	0	0%

Rühmaõpetajad on minu ja mu lapse jaoks alati olemas



1	0	0%
2	0	0%
3	5	10%
4	21	40%
5	26	50%
Ei oska vastata	0	0%

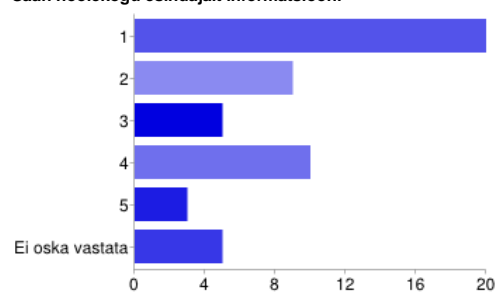
Lasteaias kaasatakse piisavalt lapsevanemaid ühisüritustesse



1	0	0%
2	3	6%
3	9	17%
4	12	23%
5	28	54%
Ei oska vastata	0	0%

Info liikumine lasteaias

Saan hoolekogu esindajalt informatsiooni

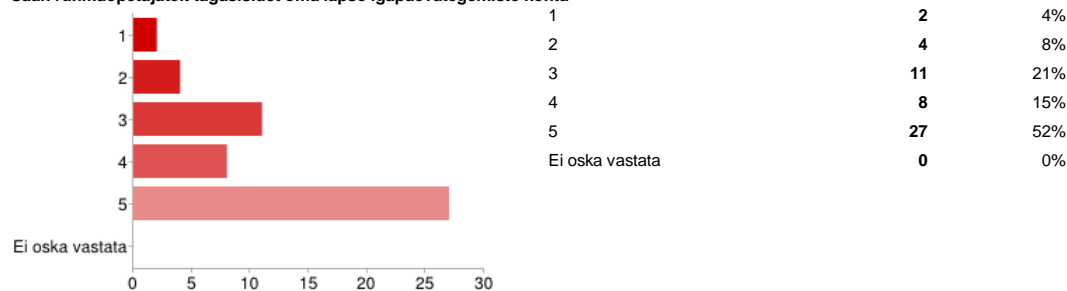


1	20	38%
2	9	17%
3	5	10%
4	10	19%
5	3	6%
Ei oska vastata	5	10%

Saan rühmaõpetajatelt tagasisidet oma lapse arengu kohta

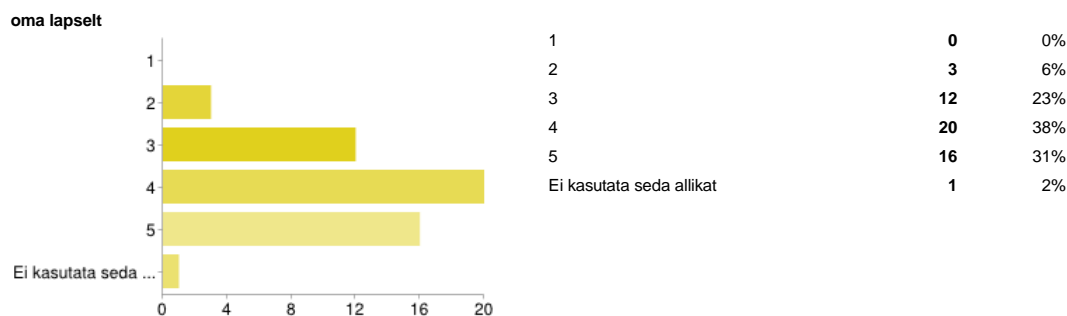


Saan rühmaõpetajatelt tagasisidet oma lapse igapäevategemiste kohta

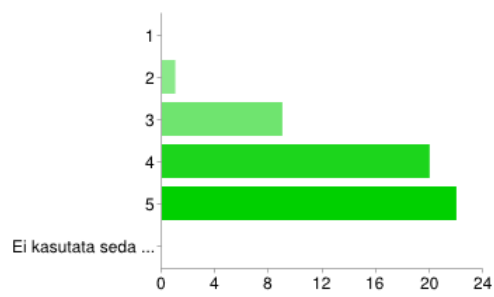


Lasteaias toimuva kohta saan infot

Palun vasta skaalal 1 kuni 5, kus 1 - ei saa sealt üldse infot ja 5 – põhiline infoallikas

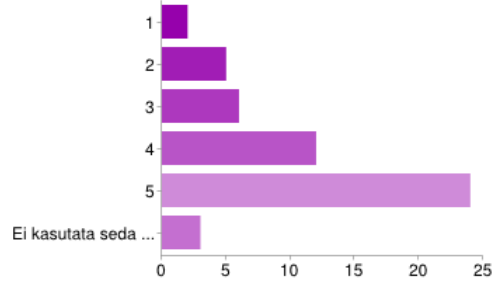


rühmaõpetajalt



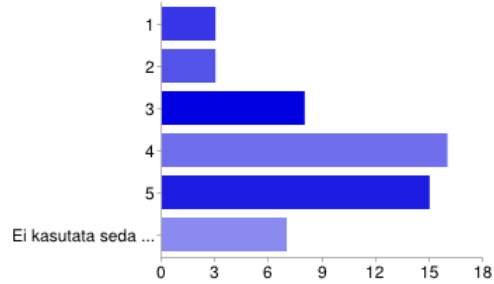
1	0	0%
2	1	2%
3	9	17%
4	20	38%
5	22	42%
Ei kasutata seda allikat	0	0%

rühma listist



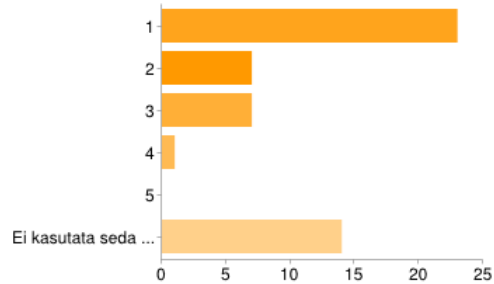
1	2	4%
2	5	10%
3	6	12%
4	12	23%
5	24	46%
Ei kasutata seda allikat	3	6%

lastevanemate koosolekult



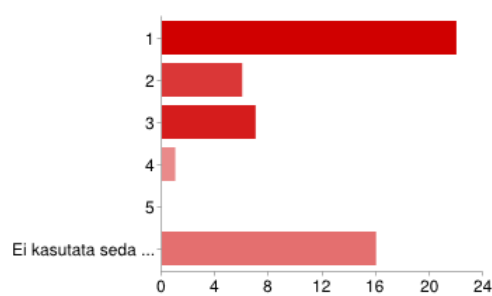
1	3	6%
2	3	6%
3	8	15%
4	16	31%
5	15	29%
Ei kasutata seda allikat	7	13%

lasteaia hoolekogult



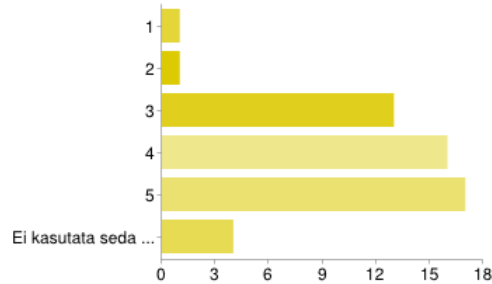
1	23	44%
2	7	13%
3	7	13%
4	1	2%
5	0	0%
Ei kasutata seda allikat	14	27%

lasteaia hoolekogult



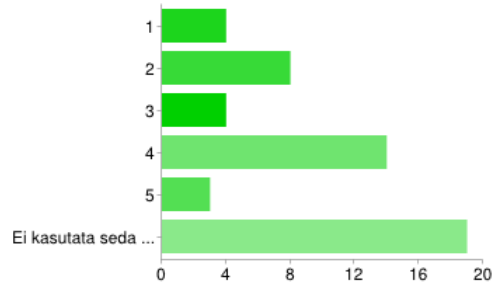
1	22	42%
2	6	12%
3	7	13%
4	1	2%
5	0	0%
Ei kasutata seda allikat	16	31%

rühma infostendilt



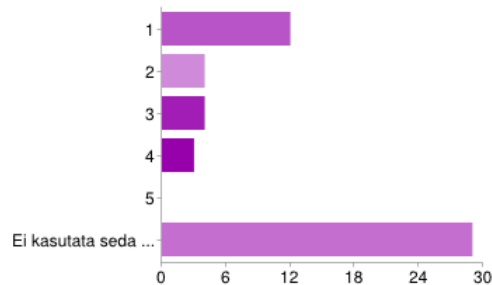
1	1	2%
2	1	2%
3	13	25%
4	16	31%
5	17	33%
Ei kasutata seda allikat	4	8%

lasteaia koduleheküljelt



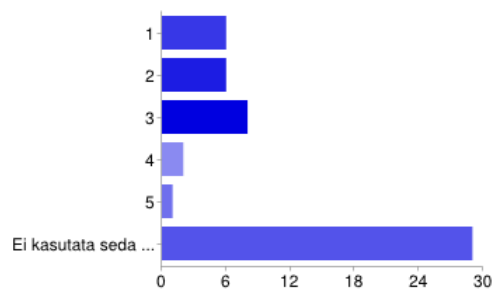
1	4	8%
2	8	15%
3	4	8%
4	14	27%
5	3	6%
Ei kasutata seda allikat	19	37%

lasteaia direktorilt



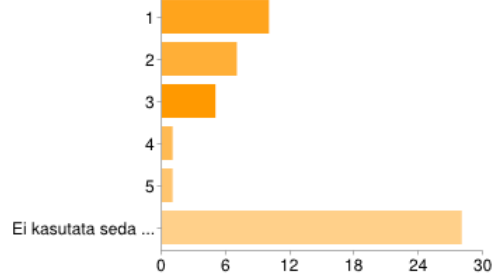
1	12	23%
2	4	8%
3	4	8%
4	3	6%
5	0	0%
Ei kasutata seda allikat	29	56%

lasteaia õppejuhilt



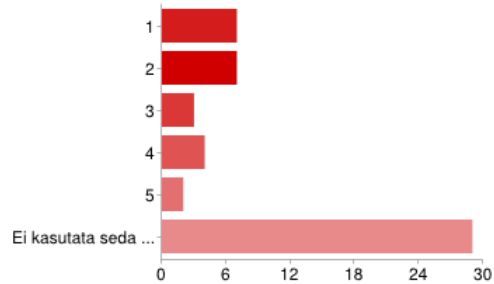
1	6	12%
2	6	12%
3	8	15%
4	2	4%
5	1	2%
Ei kasutata seda allikat	29	56%

kohaliku omavalitsuse koduleheküljelt



1	10	19%
2	7	13%
3	5	10%
4	1	2%
5	1	2%
Ei kasutata seda allikat	28	54%

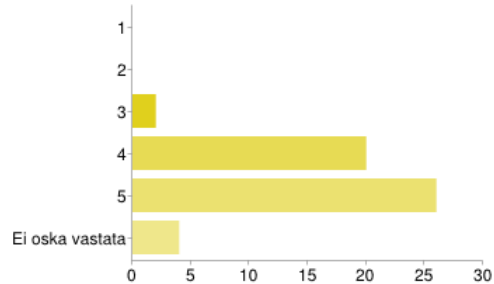
mujalt



1	7	13%
2	7	13%
3	3	6%
4	4	8%
5	2	4%
Ei kasutata seda allikat	29	56%

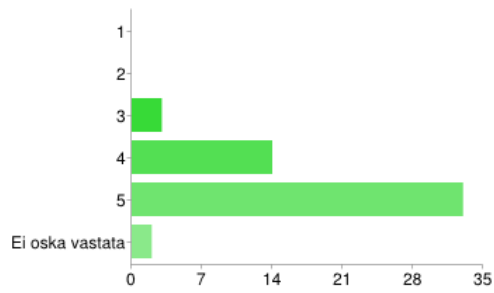
Õppe- ja kasvatustegevuse läbiviimine

Õppe-ja kasvatustöö lasteaias on eakohane



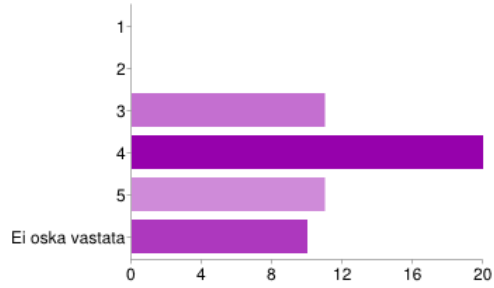
1	0	0%
2	0	0%
3	2	4%
4	20	38%
5	26	50%
Ei oska vastata	4	8%

Õppe-ja kasvatustöö lasteaia on huvitav



1	0	0%
2	0	0%
3	3	6%
4	14	27%
5	33	63%
Ei oska vastata	2	4%

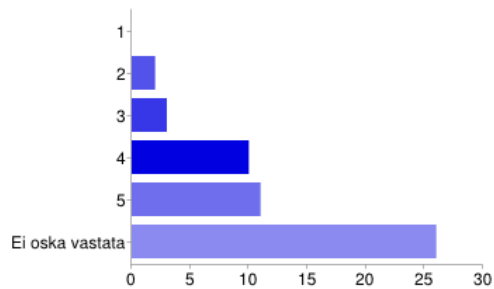
Õppe-ja kasvatustöö lasteaia on individuaalsust arvestav



1	0	0%
2	0	0%
3	11	21%
4	20	38%
5	11	21%
Ei oska vastata	10	19%

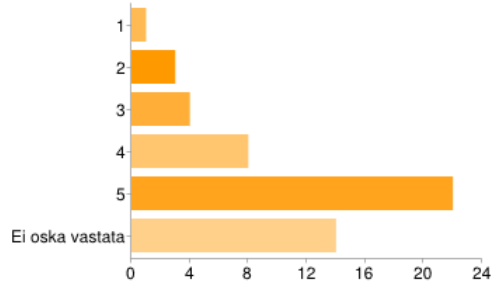
Tugisüsteemide rakendamine

Lasteaia arvestatakse laste erivajadustega (allergiad, terviseprobleemid)



1	0	0%
2	2	4%
3	3	6%
4	10	19%
5	11	21%
Ei oska vastata	26	50%

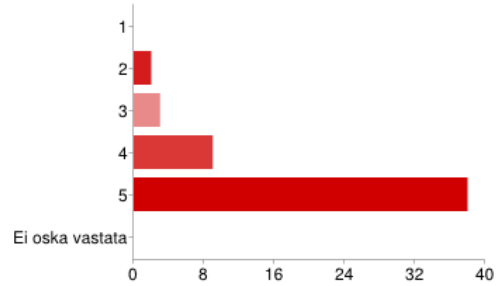
Vajadusel pakub lasteaed logopeedilist abi



1	1	2%
2	3	6%
3	4	8%
4	8	15%
5	22	42%
Ei oska vastata	14	27%

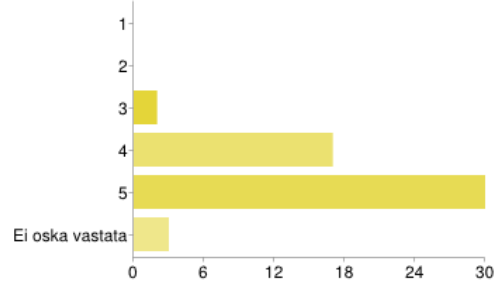
Kasvukeskkond

Olen rahul rühma ruumidega



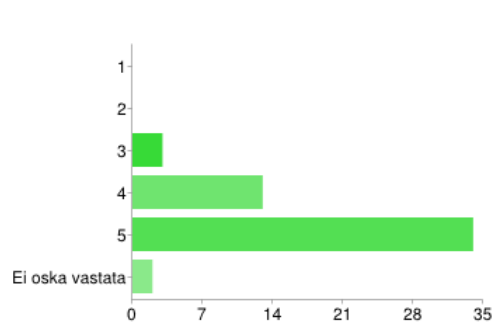
1	0	0%
2	2	4%
3	3	6%
4	9	17%
5	38	73%
Ei oska vastata	0	0%

Rühmas on olemas lapse arengut toetavad õppevahendid



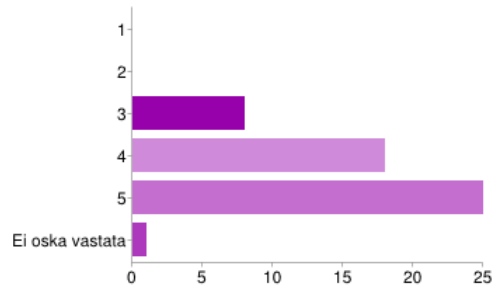
1	0	0%
2	0	0%
3	2	4%
4	17	33%
5	30	58%
Ei oska vastata	3	6%

Rühmas on olemas lapse arengut toetavad mänguasjad



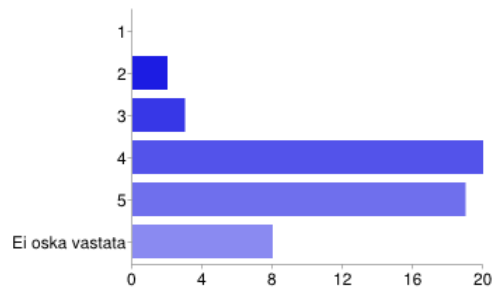
1	0	0%
2	0	0%
3	3	6%
4	13	25%
5	34	65%
Ei oska vastata	2	4%

Lasteaia õueatraksioonid pakuvad lastele piisavalt tegevust



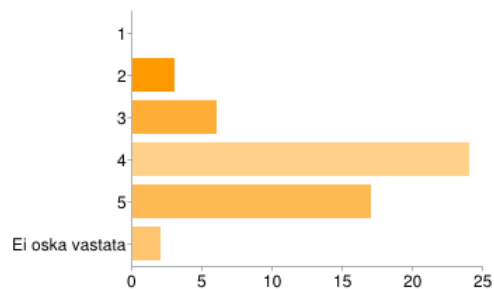
1	0	0%
2	0	0%
3	8	15%
4	18	35%
5	25	48%
Ei oska vastata	1	2%

Lasteaia õueatraksioonid on turvalised



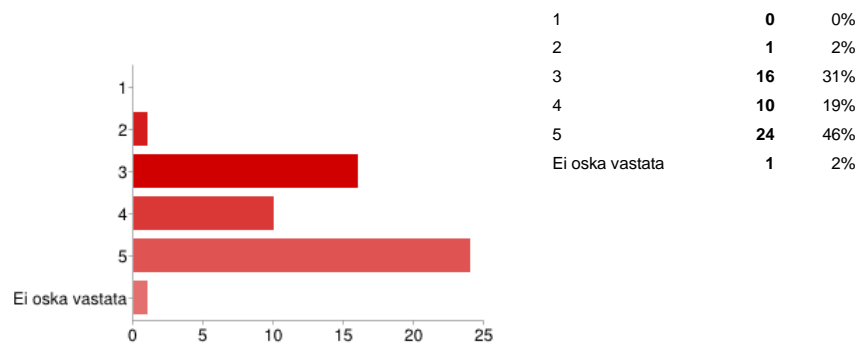
1	0	0%
2	2	4%
3	3	6%
4	20	38%
5	19	37%
Ei oska vastata	8	15%

Lasteaia territoorium on lastele turvaline



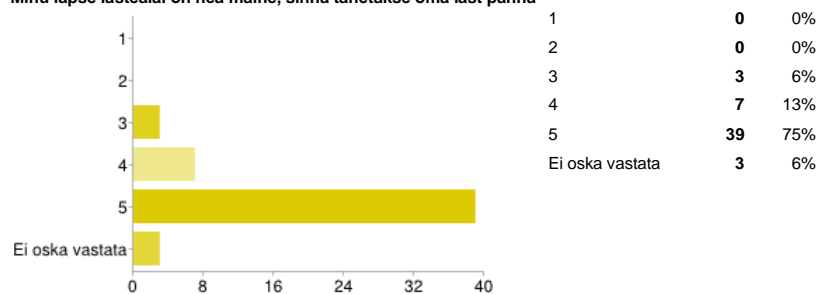
1	0	0%
2	3	6%
3	6	12%
4	24	46%
5	17	33%
Ei oska vastata	2	4%

Olen rahul toitlustamisega lasteaias

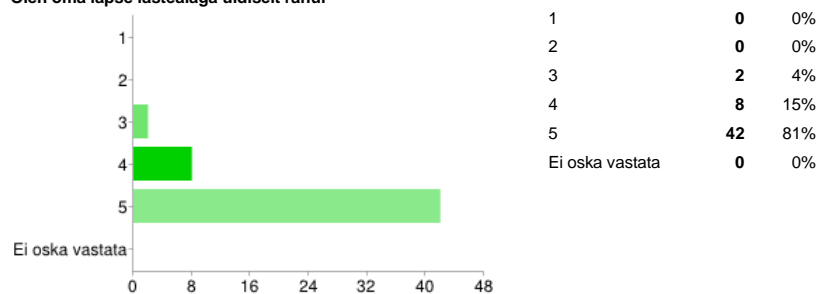


Lasteaia maine ja üldine rahulolu

Minu lapse lasteaial on hea maine, sinna tahetakse oma last panna

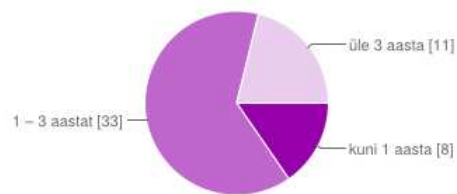


Olen oma lapse lasteaiaiga üldiselt rahul



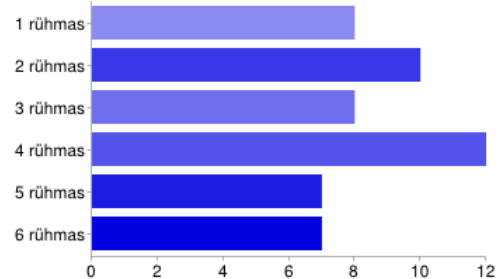
Taustandmed

Mu laps on lasteaia käinud...



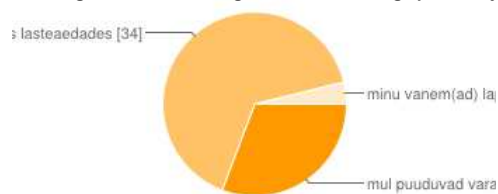
kuni 1 aasta	8	15%
1 – 3 aastat	33	63%
üle 3 aasta	11	21%

Minu laps käib...



1 rühmas	8	15%
2 rühmas	10	19%
3 rühmas	8	15%
4 rühmas	12	23%
5 rühmas	7	13%
6 rühmas	7	13%

Minu kogemusi lasteaedadega iseloomustab kõige paremini järgmine väide



mul puuduvad varasemad kogemused lasteaedadega	16	31%
minu laps(ed) on käinud teistes lasteaedades	34	65%
minu vanem(ad) laps(ed) käivad või on käinud samas lasteaia	2	4%

Number of daily responses

